

# Northern Ireland


## An Overview

June 2005

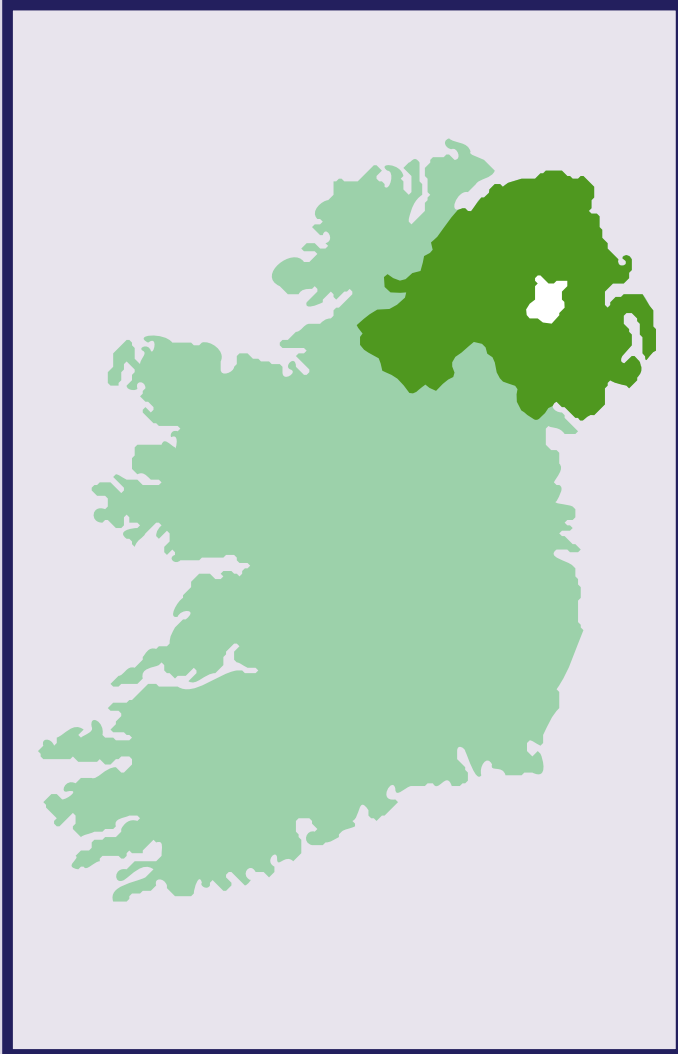


# Northern Ireland

**“Discover the real North,  
where fertile lands, tranquil  
waters and warm hospitality  
combine to create a unique  
tradition of quality food.”**



# Northern Ireland



- Population 1.7 million; 627,000 households
- 66% of population live within 50km radius of Belfast
- The capital, Belfast, is the second largest city in Ireland
- 36% of the population are under the age of 25, compared with 38% in the Republic of Ireland and 29% in the EU

# The Northern Ireland Agri-food Industry

- More important role in Northern Ireland economy compared to the UK as a whole
- Total processed sales worth £2.4bn (€3.42bn)  
farm-gate sales £1.29bn (€1.84bn)
- 5% of Northern Ireland Gross Value Added
  - Agriculture (2004) £516m (€737m)
  - Food processing (2001) £436m (€623m)
- Employs 53,300 people (7% of total workforce)
- 27,600 farms
- 400 food and drink processing businesses
- 59% of food sales to external markets



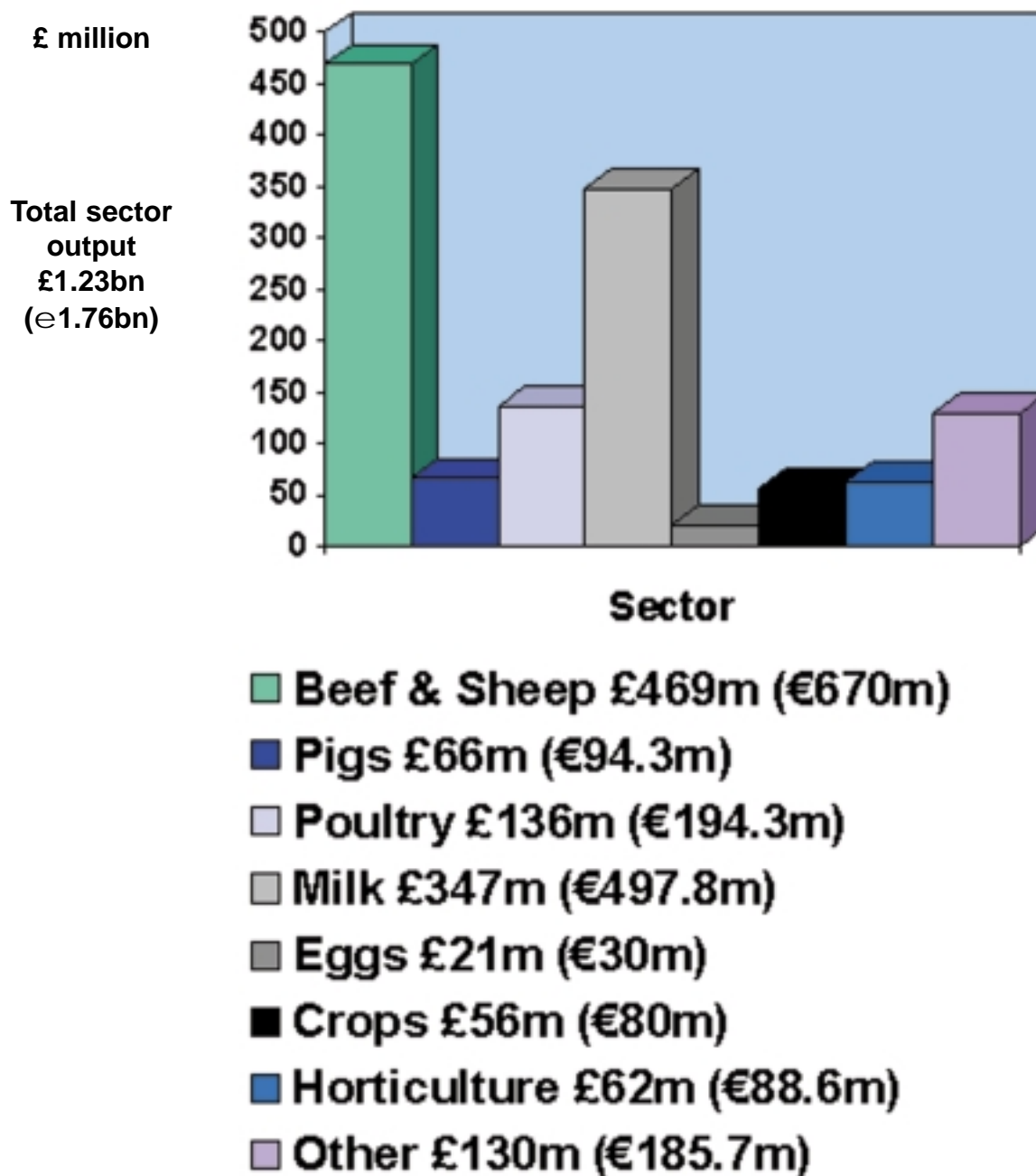


# Northern Ireland Farm Structure 2004

- 1.06 million hectares farmed in total
- Average farm size – 38.5 hectares
- 66% of land is owner farmed
- Total on-farm employment of 53,300 people (full & part time)
- 6,900 farms are large enough to provide full-time work for one or more people



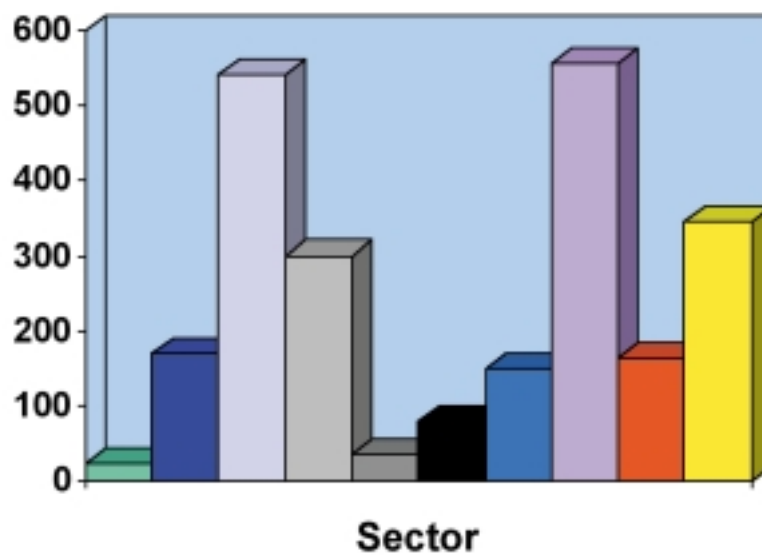
# Northern Ireland Farm Sector Output



# Northern Ireland Food Processing Sector Sales

£ million

Gross  
turnover  
£2.20bn  
(€3.15bn)



- Animal by-products £25m (€35.7m)
- Bakeries £170m (€242.8m)
- Beef & Sheepmeat £540m (€771.4m)
- Drinks £300m (€428.5m)
- Eggs £35m (€50m)
- Fish £80m (€114.2m)
- Fruit & Vegetables £150m (€214.2m)
- Milk & Milk Products £555m (€792.8m)
- Pigmeat £165m (€235.7m)
- Poultry Meat £345m (€492.8m)

# Northern Ireland – Beef and Sheep Sectors 2004

- Gross output £469m (€670m), equivalent to 36% of Northern Ireland gross agricultural output
- 20,300 beef and sheep farms of which 97% are classed as small or very small

## BEEF SECTOR

- Beef herd 296,000 cows
- 15,500 producers in 2004
- Average herd size of 19 beef cows

## SHEEP SECTOR

- Breeding flock 1.1 million ewes
- 8,900 producers in 2004
- Average flock size of 251 sheep and lambs





# Northern Ireland – Dairy Sector

- Gross output £347m (€496m), equivalent to 27% of Northern Ireland gross agricultural output
- 4,200 specialist dairy farms, of which 40% are classed as medium or large
- Dairy herd 288,000 cows
- Average herd size of 63 cows has been increasing by approximately 1-2 cows per year
- Average milk yield per cow is presently 6,300 litres and has increased by 2-3% per annum over the last five years



# Northern Ireland – Crop Sector

## CEREALS


- Gross output £28m (€40m), equivalent to 2.2% of Northern Ireland gross agricultural output
- Just over 467 cereal farms, of which 96% are classed as small or very small
- Cereals area was 38,000 hectares in 2003
- Average cereals enterprise size 11.5 ha



# Northern Ireland – Crop Sector

## POTATOES

- Gross output £21m (€30m), equivalent to 1.7% of Northern Ireland gross agricultural output
- Potatoes grown on 916 farms, of which 83% grow less than 10ha
- Potato area was 5,700ha in 2004
- Output of 170,000 tonnes of ware and 26,000 tonnes of seed in 2004
- Average potato enterprise size 6.2 ha





# Northern Ireland – Fisheries Sector

## SEA FISHERIES

- 133 fishing vessels over 10m in length and 185 under 10m (2004)
- Fish landings valued at £25m (€36m) in 2004 (approx 4.5% of UK total)
- Sector employment: full and part-time 1,660 (2004)
- Processing sector sales £85m (€121m) (2003)
- Main market outlet is Great Britain

## AQUACULTURE

- Value of trout and salmon production £2.1m (€3.0m) in 2003
- Value of shellfish £3.3m (€4.7m) in 2003
- Sector employment: full and part-time 196 (2003)



# Notes



# Notes





Department of  
**Agriculture and  
Rural Development**  
[www.dardni.gov.uk](http://www.dardni.gov.uk)

ISBN 1 85527 672 0